

# inFocus

Newsletter of the Westchester Photographic Society

April 2020



## INSIDE:

**Competition**

**Programs**

**Competition**

**Feature**

**Election**





## Patience and Preparedness

**D**uring these weeks of isolation and concern we can follow the skills we've learned from photography for coping.

1. **Patience:** what every photographer must have to get that special moment. We wait for the weather, lighting, expression, time of day, etc. Now we wait for this crisis to be effectively dealt with.
2. **Creativity:** In his March 19 WPS Updates, Dick listed several creative photographic ways to handle our time. They're great!
3. **Attention to detail:** we have the time to concentrate with fewer distractions.
4. **Technical skills:** We can work out and work on developing our technical skills via Dick's updates but also, we can share our skills and questions online and by phone.
5. **Team working skills:** Your Board is working on ways of continuing our meetings online.

Dorothea Lang said, *"Photography takes an instant out of time, altering life by holding it still."* We can turn that around: Life is holding still so we can take time to work our photography. We can use this time to further prepare our photographic skills to an even higher level than they are now.

In the hopes that we are safely together again soon, let's all keep in touch.

Warmly,

  
Deborah Lea Cohen, *President*

## COVER PHOTO

### NEW GROWTH

*By Mitch Druck*

While walking through Flamingo Gardens in Davie Fla. I came across this section on the path that caught my eye. I liked how the Spanish moss gave the scene an ethereal look and mixed old and new growth.

Olympus OMD1 M2, 40-150 Pro at 40mm, F2.8 ISO 400



## inFocus

**Ron Carran**, Editor  
**Dick Budnik**, Web edition

### WPS Board of Directors

**Dick Budnik**, *Chairman of the Board, WebMaster*  
**Deborah Lea Cohen**, *President, Field Trip Chair, Publicity Chair, Hospitality Chair*  
**Jim Dwyer**, *Recoding Secretary, Special Projects, NECCC Liason, Publicity*  
**Charles Koenig**, *Executive Vice President, Treasurer, Corporate Secretary*  
**Serge Migdal**, *Programs*  
**Arnold Breisblatt**, *Exhibits*  
**Ron Carran**, *Newsletter Editor*  
**Walter Kimmel**, *Competitions*  
**Joe Pollock**, *College Shooting Program, WCC Liason, Annual Dinner, Mentor Program*  
**Julie Van Benthuyzen**, *Community Outreach*

### Volunteers

#### Competitions

Rose Ann Kimmel

#### WPS Official Photographers ("Sharpshooters")

Arnold Breisblatt, Julie Benthuyzen,  
Bonnie Katz, Melanie Rush

#### Guests Greeter

Sylvie Epperly

#### Judge Coordinators

Gary Derringer, David Fein

#### Hospitality

Deborah Cohen, Sylvie Epperly  
Jane Gordon, Julie Van Benthuyzen

#### Equipment

Tom Streppone, Joe Ferreira,  
Fuat Baran, Bonnie Katz, Gregory White

#### Competition Scores Reporting

Mark Friedman, Ken Salstrom

#### Equipment, Projectionist

Jonathan Kaplan

#### Awards

John Maccanello

### Committees

#### Publicity

Deborah Cohen, Jim Dwyer

#### Hospitality Coordinators

Deborah Cohen, Sylvie Epperly

#### Competition Evaluation Committee

Dick Budnik, Lois Barker,  
Elinor Stecker-Orel, Harvey Augenbraun

#### Treasurer

Larry Blau

newsletter: [infocus@wpsphoto.org](mailto:infocus@wpsphoto.org)  
[www.wpsphoto.org](http://www.wpsphoto.org)

#### Westchester Photographic Society

meets 12 months a year, on Friday evenings at 8:00 pm  
(excepting school holidays) in the Technology Building of  
Westchester Community College (room 107), Valhalla, NY  
(across from parking lot #11). Guests are welcome.



Member of



## FRIDAY EVENING PROGRAMS

## April

- 3 No Meeting
- 10 No Meeting: Easter Weekend
- 17 No Meeting: Competition 5A (online)
- 24 No Meeting

## May

- 1 Annual Members Meeting, Photo Critique
- 8 Members' Mix (5 and 20 min presentations)
- 15 Competition 5B
- 22 No Meeting: Memorial Day
- 29 Theme Competition 2, "Shadows"

## June

- 5 No Meeting
- 12 End of Year Competition
- 19 Art Vaughn, "NECCC Print Winners"
- 26 End of Year Party

## July &amp; August

No Meetings

## September

- 4 No Meeting: Labor Day
- 11 [Charles Glatzer, "The Comprehensive Wildlife Photographer"](#)
- 18 No Meeting: Rosh Hashanah
- 25 Competition 1A

## October

- 2 Jeff UM
- 9 Competition 1B
- 16 Ted & Nune, ["Fine Art Architectural Photography: From Idea to Print"](#)
- 23 Chris Nicholson, ["Night Photography"](#)
- 30 Competition 2A

## November

- 6 Members Photo Critique
- 13 Members' Mix (5 and 20 min presentations)
- 20 Competition 2B
- 27 No Meeting: Thanksgiving

## December

- 4 Out of the Box, "PA Treasures Field Trip"
- 11 Competition 3A
- 18 Holiday Party
- 25 No Meeting: Christmas

## Please note:

Check the WPS website ([wpsphoto.org](http://wpsphoto.org)) for recent changes.

## Things to Do While Stuck at Home

Here are a few websites that will help practice your skills during this time when you can't go out and shoot.

[The Stuck at Home Photography Challenge](#)

from Joe Edelman

[Stuck Inside](#)

from Matt Kloskowski

[8 Things Photographers Can Do When Stuck Inside During a Coronavirus Quarantine](#)

from Shutterbug

**Also: See Chris Moore's excellent article starting on page 8! and more things to do on page 6.**

## Eleventh Annual Westchester County Amateur Photo Contest



At this time, the Greenburgh Library is going ahead with its annual photo contest and is planning on installing the exhibit/contest on May 1, 2020. If the Library is still closed at this point and/or it is not feasible to accept the photographs and install the exhibit, the Library will turn the contest and exhibit into an online contest and exhibit.

The Library will display all photos that were selected for entry into the contest/exhibit on our website if this turns out to be necessary. If that is the case judging will also likely take place virtually.

Submissions are still being accepted through March 31, 2020. E-mails acknowledging receipt of your photograph will be sent out but not necessarily the day the photo was received. Please be patient waiting to hear if your photo was received.

While we all adjust to this difficult situation and the isolation that comes with it, we are committed to going through with the photo contest in the form that makes the most sense.

Please stay safe. We will keep you informed regarding the photo contest as we know more.

Thank you.

## MARKETPLACE

**TAMRON 16-300 mm PZ LENS for NIKON**  
in excellent working and cosmetic condition: \$399.00. Comes with lens shade and rear lens cap.  
Please call Mano at 914-271-5542  
[OrelDigitalPrinting.com](http://OrelDigitalPrinting.com)

## Copyright Notice

Unless specifically noted herein, all images and articles are copyrighted by their respective authors. Clip-art is used under license from Microsoft Corporation and other sources. This publication is copyrighted property of the Westchester Photographic Society (WPS) and may not be reprinted in whole or in part without its expressed written permission, with the usual exceptions for fair use as defined by §107 of the U.S. Copyright code.

## Contact Information

Your comments and suggestions are always welcome and should be addressed as follows: If concerning the WPS Newsletter, In Focus, address comments to the editor at [infocus@wpsphoto.org](mailto:infocus@wpsphoto.org). If concerning our website, address comments to our webmaster, Dick Budnik, at [webmaster@wpsphoto.org](mailto:webmaster@wpsphoto.org). All other comments should be addressed to our President, Deborah Cohen.

## AREA MUSEUMS/GALLERIES

### NOTE:

All of these museums are temporarily closed because of the COVID-19 pandemic. Please check their websites for more information.

**Metropolitan Museum**  
([www.metmuseum.org](http://www.metmuseum.org))

Ongoing

**Museum of Modern Art**

([www.moma.org](http://www.moma.org))

Dorothea Lange  
Words and Pictures  
Through May 9

**International Center for Photography**

([www.icp.org](http://www.icp.org))

#ICPConcerned: A Forum for All to Document the COVID-19 Pandemic  
Through May 18 (online)

**Brooklyn Museum**

([www.brooklynmuseum.org](http://www.brooklynmuseum.org))

JR: Chronicles

Through May 3

**Fotografiska**

([www.fotografiska.com/museums/](http://www.fotografiska.com/museums/))

Ellen von Unwerth:

Many Exhibits

Check website

**New-York Historical Society**

([www.nyhistory.org](http://www.nyhistory.org))

Photography Archives  
Ongoing

## WPS FIELD TRIPS

<https://www.wpsphoto.org/members-field-trips>

**We're looking for people to suggest and organize field trips!**

## WPS GROUP EXHIBITS

**Northern Westchester Hospital/  
Chappaqua Crossing**

"Sports/Action or Movement"

Drop Off: Monday, Nov 4, 9:30AM

Exhibit: Nov 4 - May 11, 2020

**Cancer Treatment and  
Wellness Center**

**Northern Westchester Hospital**

"Our World of Water"

Drop Off: Mon, Jan 13, 9:30 - 10AM

Reception: Feb 1, 2-4 PM

Exhibit: Jan 13 - Jun 8, 2020

## NOTICE

**Annual Membership Meeting:  
Vote for Board Members  
May 1, 2020**

The annual membership meeting of WPS will be held on May 1, 2020, at 8:00 pm. We will be voting for the WPS Board of Directors. Only members as of the record date of February 1, 2020 are entitled to vote. You must be present to vote. At the Annual Meeting members may vote for other matters that are brought before them. If you wish to submit an item for action at the Annual Meeting, you must do so—in writing to the Board—before April 17, 2020 so it can be placed on the agenda. No topics will be accepted from the floor at the Annual Meeting. An agenda for the Annual Meeting and brief biographies of the candidates will be published in the April issue of **inFOCUS**.

Nominations for the board must be sent to [dickbudnik@verizon.net](mailto:dickbudnik@verizon.net) by April 10, 2020.

## SEMINARS/WORKSHOPS

(Samplings only. Please log on to websites to see the entire schedules)

### B&H Photo

<http://www.bhphotovideo.com/find/EventSpace.jsp>

- Apr 20 Travel Photography Part 1:  
Pre-trip Planning  
with Lester Lefkowitz
- Apr 21 DEMO—Sirui Capture Your Imagination  
with SIRUI
- Apr 23 DEMO—Hasselblad  
with Jim Reed
- Apr 27 DEMO—Lacie Gaming Drives  
with Lacie
- Apr 29 Travel Photography Part 2:  
The Nitty Gritty and Creative—  
Making Fine Photographs  
while Traveling  
with Lester Lefkowitz
- Apr 29 Photography Today: A Lively  
Discussion with Women in the  
Industry  
with Anna Watts, Claudia  
Paul, Fabiola Jean, Louis, Iri  
Greco, Julie Grahame
- May 7 Travel Photography Part 3:  
When You Get Home  
with Lester Lefkowitz

... more online

### Adorama

<http://www.adorama.com/alc/events>

check online

## MEMBER EXHIBITS

### WINTER

Featuring Works by

Linda Austrian, Ron Carran, Deborah Lea Cohen, Jodi Diamond, Yoram Gelman, Bernie Kessler,  
Wayne Marcus, Wendy Naidich, H. David Stein and Dennis Thornton

**Exhibit Open from February 19**

Sam's of Gedney Way, 50 Gedney Way, White Plains

[samsoggedneyway.com](http://samsoggedneyway.com)



## Upcoming Photo Events in the Area (Check website for current cancellations)

[Taken from the "Photography Events in New York, NY" website](#)



**Wed, Apr 1, 7:00 PM + 54 more events**

### Event Photography

141 Worth St • New York, NY



**Sat, Apr 4, 1:30 PM**

### The Manhattan Photograh Workshop - Basic Digital Photography Project

Simple Studios - rehearsal space • New York, NY

Starts at \$100.00



**Sat, Apr 4, 1:30 PM**

### The Manhattan Photographer OPEN CALL- Basic Digital Photography

Simple Studios • New York, NY



**Wed, Apr 15, 12:00 PM**

### Greenwich Village Street Photography Workshop

Christopher Park • New York, NY

Starts at \$100.00



**Sun, Apr 19, 12:30 PM**

### Midtown Manhattan West Street Photography Workshop

Whole Foods • NYC, NY

Starts at \$100.00



**Tue, Apr 21, 2:15 PM**

### Wedding Photography course: Apr 21-May 05 at PhotoManhattan.

PhotoManhattan • New York, NY

Starts at \$365.00



**Tue, Jan 28, 3:30 PM**

### Photography

NEST+m • New York, NY

Free



## ELIJAH GOODWIN: MARCH 6



photos by Arnold Breisblatt

### More Stay at Home Activities

courtesy of Park West Camera Club

<https://petapixel.com/2020/03/21/ppas-1100-online-photo-classes-are-currently-free/>

If you're a photographer stuck at home due to the coronavirus pandemic, Professional Photographers of America (PPA) has got your back. The trade association has made all of its 1,100+ online photography classes free for the next (two weeks) ONLY 1 week left!.

"Times are tough – we need to be at our best," writes the association, which was founded back in 1868. "More kindness. More patience. More giving. And we at PPA want to pitch in to make things a little easier. What better way to spend your time at home than preparing your business for when things kick back into high gear? "That's why PPA is opening ALL of our online education to ALL photographers and small business owners worldwide for the next two weeks."

Adobe is offering 2 free months off their CC subscription plan. Check this article for details:

<https://petapixel.com/2020/03/18/adobe-is-giving-everyone-2-months-of-free-creative-cloud-heres-how-to-get-it/>

Deborah Gilbert, formerly of B&H's Event Space, offers a free, weekly e-newsletter about photography. To subscribe, just send a request to **DevelopPhotoNewsletter@gmail.com** to be added to the mailing list.

If you saw the movie Ex Machina, you will be amazed by this photographer's work

<https://petapixel.com/2020/03/25/photos-of-the-robots-living-among-us/>


with Instagram links to behind-the-scene images as well.

By now, you'll notice that I enjoy the petapixel.com website! You can subscribe to their daily email digest.

DIGITAL B&W



**Harvey Augenbraun, First**  
*Cabin Door*



**Chris Moore, First**  
*Erlenmyer Containers*



**Dennis Thornton, First**  
*Alli on the Diagonal*



**Anastasia Tompkins, First**  
*Fleur*


DIGITAL B&W



**Arnold Bresiblat, Second**  
*Bass Fiddle Hands*



**Arnold Bresiblat, Second**  
*Enshrined Forever*



**Anastasia Tompkins, Second**  
*The Thinker*



DIGITAL B&W



**Betty Leung, Third**  
*Mirrors*



**Dennis Thornton, Third**  
*Potter on the Wheel*



**Chris Moore, HM**  
*Nuts n Bolts*

# Corona Virus Cabin Fever – Stir Crazy Solution

By Chris Moore



If you find yourself socially isolated due to the Corona virus and are looking for activities to occupy your attention and interest you may want to consider macro photography. It can be done at your kitchen table and doesn't require a major investment in equipment. In fact you can probably use equipment you already have.

Macro photography usually refers to close-up photography up to life-size (1:1)

Extreme close-up photography usually refers to magnifications between 1X and 5X. Beyond that is microphotography and often involves specialized equipment like microscopes.

## HOW TO DO MACRO PHOTOGRAPHY ON A BUDGET.

So how do you get started with macro photography? ... inexpensively?

There are several ways to obtain focused images of subjects that are closer than the minimum focusing distance of your lens.

### Supplementary Close-Up Screw-in Plus Lenses



Screw-in (+) close-up lenses are, effectively, like magnifying glasses for your camera. They can be purchased in sets (usually +1, +2, +4 and +10) very inexpensively. There are multi-coated versions of these lenses made by Canon that are quite pricey and while they do produce slightly sharper/better results than the inexpensive sets it's a value/price trade off you will have to decide for yourself. You can vary the degree of magnification obtainable by stacking different lenses together although this can degrade the image due to the increased number of air/glass surfaces you will introduce into the optical path.

### Extension Tubes/Rings



Another way to accomplish close-up photography is to use a set of extension rings. These come in sets of three rings of different lengths. These, too, can be combined to give different degrees of magnification enabling you to focus closer than the minimum focusing distance of your camera lens.

Due to the fact that the lens is extended further away from the sensor than normal and due to the inverse square law (which states that light intensity falls off with the square of the distance) you will experience light loss with rings that you don't experience with supplementary close-up screw-in plus lenses.

Since extension tubes/rings do not contain any glass there is no image degradation.

The downside to using extension tubes/rings is the light loss which can make focusing more difficult.

**IMPORTANT NOTE:** There are two types of extension tubes/rings.

#### Manual tubes/rings -



You can purchase a very inexpensive set through a variety of retail and online suppliers that are strictly manual and do not contain any electronic interfaces allowing you to use autofocus and other lens to camera and camera to lens controls. Manual rings without electrical contacts **MUST** be used with older lenses that have a mechanically adjustable aperture ring. With this adjustable aperture ring on the lens f-stops and exposure can be adjusted. Aperture (f-stops) and exposure can **NOT** be adjusted with newer autofocus lenses that don't have an aperture ring.

#### Automatic (brand-specific) tubes/rings -



Although more pricey you can also purchase a set of automatic extension tubes/rings specific to your camera/lenses. These tubes/rings have sets of electrical contacts that enable them to couple with each other and your camera and lens. These contacts

maintain all necessary electrical connections between the camera and lens. This enables you to use your lens/camera's automation and to restore lens/camera communications. Newer autofocus lenses without aperture rings CAN be used with these rings. They must be purchased for the camera/lens system you own. Nikon has a different electrical configuration than Sony which is different from Canon which is different from Olympus, etc....

### **Lens Reversing Rings:**



For about \$20 (prices may vary) you can purchase a lens reversing ring. This ring screws into the front filter thread of your lens and enables you to reverse your lens and mount it backwards (front to back) on your camera body. Opposite the male filter threads on this ring is a male mount that will fit your lens mounting opening in your camera body. You must specify your camera brand and model and the filter thread size of the lens(es) you intend to use when ordering reversing rings.

When you reverse mount a lens using a reversing ring you increase the amount of magnification you can obtain. This is another way to get closer to a subject than the minimum focus distance of your lens would allow.

### **Front to Front Lens Coupling Rings:**



The last inexpensive method of obtaining close-up photographs involves the use of a lens coupling ring. In practice a lens in the telephoto range long focal length lens is mounted to the camera and a shorter focal length lens is reverse mounted (front to front) to the telephoto lens. This is done with a coupling ring that has two male threads that fit the filter threads of the lenses being used.

To calculate the magnification(s) possible with this arrangement simply divide the shorter length focal length into the longer focal length. (ex. A 200mm telephoto lens with a 50mm reversed lens screwed in front would provide approximately a 4X or 4:1 magnification.



**EXPENSIVE EQUIPMENT**

(If you want even better results-or plan to shoot a lot of macro)

If you discover that you really like shooting close up photographs of common and not so common subjects and want to go further and are willing/prepared to part with some money you may want to consider some more expensive solutions that will expand your capabilities...

**Macro Lenses:**

A TRUE macro lens will focus all the way from infinity ( $\infty$ ) to life size (1:1). Some "macro" zoom lenses really aren't true macro zoom lenses because, while they do have closer minimum focusing distances than their non-"macro" counterparts, they don't focus to life-size.

When a true macro lens is designed, to my knowledge, they are always in a fixed focal length (typically - 50 or 60mm, 90 or 100mm and/or 200mm). These lens formulas are

designed to provide extended focusing range of  $\infty$  to life size. They are corrected for flatness of field and several aberrations (like spherical and chromatic) and edge to edge sharpness. Substantial amounts of money can be saved by purchasing third party true macro lenses without any appreciable loss in quality. Some of what you pay for in a branded macro lens is the name. Brands like Tamron, Sigma, Tokina, Rokinon and Laowa and others offer excellent optics that, in most cases, are as good as the branded (Nikon, Canon, Sony, Leica, Olympus, etc.) lenses.

When results that you obtain from true macro lenses are compared side-by-side with rings, plus lenses, reversing rings etc. the improvement in overall quality is usually apparent. Is it worth the extra money? ... You decide. You can also check out [DPRreview.com](http://DPRreview.com) for unbiased, non-sponsored comparisons and reviews of one lens against another.

## **Bellows:**



Major manufacturers no longer make bellows! Why? ... I don't know. A third party manufacturer in Europe still does make them and they make a superior product but, personally, I think they're way overpriced. The manufacturer is Novoflex.

You can still find bellows in good condition on eBay and Amazon.

Nikon, Canon and probably other manufacturers used to make them. Probably the best value in a bellows - if you shoot Nikon - and if you can find one in good condition is the Nikon PB-4. Other than the Novoflex bellows it's the only bellows ever made for DSLRs and 35mm film cameras that had/has shift (rise/fall) and swing (tilt) movements. It also had an accessory PS-4 for slide and film strip copying.

OK, OK. Why a bellows? Simple... with a manual aperture ring lens attached a bellows is a continuously variable length extension tube/ring.

There is no optical degradation of the image other than diffraction at higher magnifications since there are no additional air/glass surfaces or optics to impact the image forming beam of light.

Additionally, superb results (and high magnifications) can be obtained by reverse mounting enlarging lenses or even microscope objectives on a bellows (with the appropriate adapters).

**Macro Focusing Rail** (often used for focus stacking)



There are two types of macro focusing rails:

1. **Manual** (there are a large number of these available at various prices)



2. **Programmable motorized** (like the pricey "StackShot" from Cognisys)



## **SUBJECT MATTER**

### **It's everywhere!:**

There's a veritable cornucopia of available subjects in and around your home. You can find an extremely wide variety of subjects worthy of photographic exploration close-up...

Here are some ideas and this list is a small fraction of suitable subjects:

- |                   |                       |                  |
|-------------------|-----------------------|------------------|
| • grains          | • nuts & bolts        | • body parts     |
| • flowers         | • flower parts        | • fruit          |
| • vegetables      | • cloth               | • wood           |
| • carpet          | • nuts                | • cereal         |
| • bread           | • pasta               | • stones         |
| • powder          | • coffee              | • rust           |
| • moss            | • lace                | • fabric         |
| • leaves          | • seeds               | • skin           |
| • shells          | • bubbles             | • stamps         |
| • geodes          | • mushrooms           | • tissues        |
| • paper           | • eggs                | • sand           |
| • coins           | • paper money         | • electronics    |
| • circuit boards  | • crayons             | • art supplies   |
| • pencils         | • pens                | • rocks          |
| • pebbles         | • watches             | • jewelry        |
| • tree bark       | • grass               | • sand           |
| • gems            | • marbles             | • peeling paint  |
| • shavings        | • brushes             | • tools          |
| • food            | • insects             | • paint in water |
| • ink in water    | • splash in fish tank | • cosmetics      |
| • oil/water       | • plants              | • plant parts    |
| • marine life     | • berries             | • feathers       |
| • buttons         | • thread              | • pine cones     |
| • keys            | • costume jewelry     | • wires          |
| • gears           | • tools               | • drill bits     |
| • measuring tools | • bottle caps         | • water drops    |
| • beads           | • jelly beans         | • M&Ms           |
| • Skittles        | • yarns               | • spools         |

- strings
- water drop refractions
- milk splash (H. Edgerton)
- pineapple skin
- bell peppers inside/outside
- teeth
- CDs
- pipe cleaners
- onion
- tomato
- rulers
- claws
- slinky
- citrus
- kiwi
- eyes
- fish scales
- sponge(s)

## **LIGHTING**

### **Window Light**

During the day one of the best, most natural looking lights is window light. A great place to set up for your macro photography is at a kitchen table by a window. If you are getting direct hard sunlight through the window you may want to diffuse it with a white sheet, sheer white curtains or other diffusion material.

### **Reflectors**

White, silver and gold surfaced matte and shiny cards are great ways to open up shadows. These are easily and inexpensively available both at art supply stores and online. Acrylic mirrors are also inexpensive and easily available.

### **Flash**


If you own flash equipment... use it. If you don't own it or are unfamiliar with its operation that's OK. True, it will stop most subject motion but, if you use a tripod (recommended) and there's no wind or subject movement you shouldn't need flash.

## **HOW DO YOU GET GOOD AT MACRO PHOTOGRAPHY?**

Practice, Patience, Practice, Patience, Practice

Once you discover the wonders of the macro and micro worlds around you and develop the skills to capture them for posterity my guess is... you'll be hooked.

Have fun exploring the worlds around us... close up.





# WPS ANNUAL MEM

Vote for Board

May 1, 2022

Brief biographies of the candidates for  
(in alphabetical order)

## Arnold Breisblatt



From the fall of 2011, I have been a proud member of the WPS and have served on the Board of Directors for the last four years. My primary responsibilities include handling the member group exhibitions and sharpshooting at the meetings, events and parties.

In addition, I volunteer as a mentor to new members teaching point and shoot camera basics and Photoshop Elements post processing.

As a graduate of Pratt Institute, I have worked mainly in marketing communications during my professional career. In addition, I love to participate in the club's very important and delicious eating activities!

## Ron Carran



I've been a member of WPS since 2004, after rekindling a love of photography that had been dormant since I was young. In between, I pursued a career in music, first teaching in public schools, then owning a recording studio for many years. My interests then turned to computers, where I have been a software developer and graphic designer for over 30 years. In the last 25+ years, with the growing popularity of digital, I became totally immersed in photography again. I love shooting landscapes and am particularly attracted to the shapes and textures I find as I travel in the western US. I designed WPS's new brochure, logo and new web site, have been the *InFocus* newsletter editor for the last 13 years, and would love to serve for another term on the WPS board.

## Larry Blau

## Deborah Cohen



My years as a member of WPS were enriched by having the pleasure to serve on the Board as Field Trip Director and now President. It has been a pleasure being part of every aspect of our club. The amount of photographic information we have learned from each other is amazing. Hopefully, you will allow me to keep serving WPS as we continue enhancing current programs while supporting new ones that bring new ventures, learning and camaraderie to our club. Whatever you decide, thank you for your suggestions and support.

## Richard Budnik



Nature photographer, Digital Photography Instructor at Greenburgh Seniors Center, photography/Photoshop/Lightroom tutor, digital imaging services, computer consultant, retired chemist, WPS member since 1983, Board Member, 1990-98, 2000-2020; Competition Scorekeeper, 1990-2010; Created WPS and Color Camera web sites;

Webmaster, 2000-2020; Online Newsletter Editor, 2000-20; Chairman of the Board, 2006-2020; President, 2006-10; Executive VP, 2003-06; Asst. Treasurer, 2000-04; WPS Lecturer, 1986-2020; Corporate Secretary, 1993-98; VP for Communication Coordination, 1990-98; Recording Secretary, 1992-98; High School Competition Judge; Newsletter Committee, 1990-98; Exhibits Chairman, 1990-91; Exhibits Committee, 1987-2002; Photoday Lecturer; Mini-Photoday Lecturer; Photoday Committees; WCC Exhibit Committees; competition judge, field trip leader, critique panelist; question and answer panelist, mini-Photoshop instructor, showcase presenter, digital imaging lecturer, Olympus M43 Expert/Fanboy (and the only one to have actually read the manuals).

## Jim Dwyer



My interest in photography started when I accompanied my wife to a class, moving to "M" on your digital camera. I don't have a preference of photographic genres just the desire to improve my technique. I heard about the club from a neighbor and have been a member since 2015. I joined the board in late 2016 as the recording secretary, special projects & NECCC registrations.



# MEMBERSHIP MEETING

Board Members

10 • 8:00 PM

For the Board of Directors are following  
(in alphabetical order)

## Walter Kimmel



My wife Rose Ann and I joined WPS in 2004, and were Competition Co-Chairs from 2005 through 2007, when I was elected to the Board and became Competition Director. I persuaded the Board to use the PhotoContestPro software, increasing the ease of scoring and record keeping. I also instituted membership discussions about competition issues, both current and proposed. I have also introduced several non-competition opportunities for showing and viewing members' photographic work such as "Show Us What You've Got," and "Show Us How You Did That," and have held "Member's Critiques," in which 2 critics discussed the submitted images' strengths and areas that could be improved. The creativity, energy and giving nature of the club revitalized Rose Ann and me. I would be honored to continue as a Board Member to help maintain the values of this wonderful organization: the fun of competition, high level of photography of members, and sharing of knowledge. Most of all I would help perpetuate the warmth and congeniality that place WPS at the pinnacle. Oh, yeah—I promise to further our gourmet proclivities whenever and however possible.

## Charlie Koenig



Charlie Koenig: WPS member since 1999, a Director since 2003. As a Director, Charlie has served as Field Trip Chairman, Equipment and Facilities Manager. As of 2005, he became an Officer, serving as Treasurer & Corporate Secretary. As Treasurer, he has moved the club's financial accounts to fee-free checking and free online banking, saving the club those associated maintenance costs. Charlie was instrumental in bringing WPS to a 501(c)(3) non-profit organization. He recently transferred the Financial Reins to Lawrence (Larry) Blau, a forty-plus year CPA. Going forward, Charlie will remain as Corporate Secretary.

## Serge Migdal



I have been a member of WPS for approximately 9 years. My photography had an inauspicious start with a Kodak Instamatic. Though still inauspicious, WPS has helped me to improve my Photography dramatically. I most enjoy landscapes, animals and sports most. I enjoy my trips out west with visits to Utah, New Mexico, Montana and a three month stint working at Yellowstone (highly recommended). You will find me around the club helping Jon set up and hanging exhibits. I manage the Sports exhibit at Northern Westchester Hospital Chappaqua Crossing Facility. I am currently the program director for the club. I would like to continue to build on our success in obtaining outstanding speakers and help WPS grow and prosper.

## Joseph Pollock



I am a 20+ year member of the Westchester Photographic Society and a board member for the past 14 years. My responsibilities include:

1. Club representative and good will ambassador to the College. I assure that our club abides by the SUNY and WCC rules and regulations. I request and procure school locations for summer and winter parties, workshops and other events. I was also part of the board who gained the 501C3 status making the club a tax free entity.
2. Responsible for getting a restaurant for our Annual Awards Dinner held in early November and choosing a menu to meet all club members needs.
3. Mentoring Manager. I help members to learn several subjects pertaining to photography and post processing. We do this by using a one on one teaching method where we pair the newcomer with knowledgeable members at no cost to members in good standing.
4. Lastly, I am responsible for the WCC Shooting Program. We supply a photographer to various school functions and our photos are used by the school for several projects on campus. I've held this position for 15 years and have built up a very friendly relationship with the school. Our seasoned shooters represent our club and have always performed professionally at over 600 events over this time period.

## Julie Van Benthuyzen



in the relatively short time that I have been with the WPS, the work of fellow members has never ceased to amaze and inspire me. I am a member of the board, working for the outreach and community contact area. Since at the age of eight, my dad gave me a brownie box camera, I have never looked back. My photography has been ongoing. The main areas of interest are nature, especially flowers and grab shots of anything that catches my eye. That being said, there is always a real camera with me. I delight in showing my work because there is such beauty in all the earth for us to marvel at and enjoy.



## inFocus

The Newsletter of the  
Westchester Photographic Society  
*Ron Carran, editor*  
P.O. Box 14, Brewster, NY 10509

---

### Sponsors of the Westchester Photographic Society

\*Ask for your discount from sponsors marked with asterisks

\*\* Discounts with WPS identification

#### **Color Group 769-8484\***

168 Saw Mill Rd. Hawthorne, NY 10532-1505

<http://colorgroup.com>

#### **Hunt's Camera 1-800-924-8682**

100 Main St., Melrose, MA 02176-6104

[www.huntsphotoandvideo.com](http://www.huntsphotoandvideo.com)

#### **Thompson's Art Supply\***

184 Mamaroneck Ave., White Plains, NY 10601

---



**Alan Samiljan**, 100 Main St. Melrose, MA 02176 (781) 662-8822 [alansamhunts@gmail.com](mailto:alansamhunts@gmail.com)  
Follow me on Twitter for the latest deals on used equipment! @AlanAtHunts

---

Tamron is offering some super discounts in the month of April! Here's a trio of Sony E mount full frame lenses and one for Nikon F and Canon EF mounts. Purchase any of these lenses and receive a FREE Promaster HD Digital Protection filter!

- 20mm f/2.8 Di III OSD (Sony E) \$299
- 24mm f/2.8 Di III OSD (Sony E) \$299
- 35mm f/2.8 Di III OSD (Sony E) \$299
- SP 35mm f/1.4 Di USD (Nikon F or Canon EF) \$699

Olympus E-M1X body, now \$2,449.99 April 6-May 3!

Panasonic G9 with Leica 12-60mm f/2.8-4, \$1,749.99!

Purchase any Sirui Tripod, Monopod, Tripod Head or Gimbal Head and receive a \$15-\$100 mail-in-rebate depending on the purchase price!

If you are interested in any of the following rumored or announced items, call me at 781-462-2383 to be added to my database or pre-order if possible, and receive official information when available.

- Fuji X-T4 \$1,699 body is available to pre-order now
- Nikon Z8 (?) next generation pro level full frame mirrorless
- Nikon D6 \$6,499.95 is available to pre-order now
- M.Zuiko Digital ED 150-400mm f/4.5 TC1.25x IS PRO lens (announced as "under development")
- Canon EOS-1D X Mark III DSLR Camera with CFexpress Card and Reader Bundle is available to pre-order now \$6,499.
- Canon RF 100-500mm f/4.5-7.1L IS USM Lens (announced as "under development")

- Canon R5 next generation pro level full frame mirrorless (announced as "under development")

...and something else you may want to know about: Canon has continued their printer rebate program. Now through April 30, 2020 we are offering the [Canon Pixma PRO 10 printer](#) at \$379.99 before rebate (Canon sells it on their website for \$699.99). If you purchase the printer plus a package of 13x19x50 sheets of Canon Semi-Gloss or Luster paper, \$50, Canon will send you a \$250 mail in rebate! This is a pigment based printer and is always reviewed very well. Your final cost is \$129.99 plus the \$50 paper package after mail in rebate!

Hunt's is also offering an incredible special on the [Canon Image PROGRAF Pro-1000 17" Printer](#). Purchase the printer for \$1,299.99, and receive an assortment worth \$500 of Canon paper! You then mail in for your \$300 rebate. Your final cost is \$999.99 for the printer with \$500 worth of FREE paper. Supplies definitely limited on this one. Call me now to reserve yours. Rebate runs through April 30, 2020!

Don't forget to ask me about special pricing on Monitor Calibration from Data Color and Xrite, a crucial part of the printing process! I also can arrange special pricing on Ink and paper for my printer customers.

In order to take advantage of these specials, or if you'd like a quote on anything else, please call me, Alan Samiljan, at 781-462-2383 to place your order and reference this email. As always, UPS Ground shipping is FREE in the Lower 48. My regular hours are 8:30-5:00pm eastern, Monday, Tuesday, Thursday & Friday.